



2023

Media Kit

energyHQ

Empowering The World!

Serving the natural gas, petroleum, coal, nuclear and renewable sectors | Since 2023

www.energyHQ.world

The Energy Industry

- The global renewable energy industry was accounted for \$881.7 billion in 2020, and is expected to reach \$1,977.6 billion by 2030, growing at a CAGR of 8.4% from 2021 to 2030.
- Increase in demand for renewable energy, surge in legislative and financial initiatives, and rise in electricity consumption drive the growth of the global renewable energy market.
- Primary energy consumption is forecast to reach roughly 352 million barrels of oil equivalent per day by 2045. Oil and gas are expected to continue being the greatest contributing energy sources, at 99 and 85.7 million barrels, respectively.
- Global supply of fossil fuels is forecast to reach between 475 and 480 exajoules in 2021. Assuming governments are to follow through on their climate pledges to reduce fallout from carbon emissions, fossil fuel use is set to peak in 2025.



Oil & Gas Drilling

- The offshore drilling rigs market is expected to register a CAGR of more than 2% during the forecast period (2022–2027).
- The global offshore drilling market size is slated to reach USD 56.97 billion by 2026, exhibiting a CAGR of 7.9% during the forecast period. Surging demand for electricity worldwide is expected to drive the growth of this market.
- According to the International Energy Agency (IEA), the global demand for electricity is projected to rise by 2.1% annually till 2040, representing an increase from 19% in 2018 to 24% in 2040 in terms of share of electricity in total energy consumption.



Market Insight:

- New markets, such as Gabon, Senegal, Guyana, Trinidad & Tobago, Egypt, and the Mexican side of the Gulf of Mexico, are actively promoting the development of offshore reserves, especially the Deepwater and ultra-Deepwater reserves.
- The Middle East and African region are expected to be one of the potential markets, with most of the demand coming from Nigeria, Angola, and Egypt.

Market Leaders:

- **Schlumberger:** The biggest offshore drilling company, Schlumberger is a prominent name in the maritime energy sector. Schlumberger generated 22.9 billion U.S. dollars in revenue in the 2021 financial year.
- **Samsung Heavy Industries Co. Ltd:** Samsung Heavy Industries Co., Ltd. is one of the largest shipbuilders in the world and one of the “Big Three” shipbuilders of South Korea. In 2021 the company made a revenue of \$5.71B.
- **Nabors Industries:** Nabors Industries Limited is an American global oil and gas drilling contractor that has operated since 1972. Based in Houston, Texas, Nabors owns the largest land drilling fleet in the world with approximately 400 rigs in more than 20 countries. Nabors Industries generated approximately two billion U.S. dollars’ worth of operating revenues in 2021.

Renewable Energy

- The global renewable energy market was valued at \$881.7 billion in 2020, and is projected to reach \$1,977.6 billion by 2030, growing at a CAGR of 8.4% from 2021 to 2030.

- The global renewable energy market size and share is expected to register an annual growth rate of 8.5% and industry revenue is expected to increase from \$860 billion in 2021 to reach \$1.68 trillion by 2029, according to a recent research study published by Polaris Market Research.

Market Insight:

- On 30 June 2022, the Australian Energy Market Operator (AEMO) released the biannual Integrated System Plan (ISP) for the development of the NEM through 2050. The updated ISP optimal development path projects the retirement of the NEM coal fleet to be accelerated beyond the current schedule, with a complete phaseout of coal-fired capacity in the NEM by 2043.
- Residential electricity prices continue to rise and is up 31% year as commodity price reaches an all-time high. With many of the LNG contracts in Japan indexed to oil, residential power prices have been on the rise since commodity prices began to increase after H2 2021 rise.

Market Leaders:

- **Canadian Solar:** A publicly traded company that manufactures solar PV modules and runs large scale solar projects. For the full year of 2022, the Company raises total revenue guidance to \$7.5 billion to \$8.0 billion, from \$7.0 billion to \$7.5 billion previously
- **National Grid Renewables:** is a leading North American renewable energy company based in Minneapolis, Minnesota, with satellite offices located in the regions where it develops, constructs, and operates renewable energy projects. National Grid Renewables estimated annual revenue is currently \$52.2M per year.
- **First Solar, Inc.:** is an American manufacturer of solar panels, and a provider of utility-scale PV power plants and supporting services that include finance, construction, maintenance, and end-of-life panel recycling. Net sales for the fourth quarter were \$0.9 billion, an increase of \$0.3 billion from the prior quarter. Net Sales for year 2022 \$ 2.4 billion to \$2.6 billion.



Nuclear Power

- The global nuclear power plant and equipment market size was valued at \$41.1 billion in 2020, and is projected to reach \$58.4 billion by 2030, growing at a CAGR of 3.5% from 2021 to 2030.
- The global nuclear power plant and equipment market is driven by increase in energy demand and generation of clean electricity across the globe. As the demand for energy continues to increase, countries look for clean and efficient ways such as nuclear power to produce energy.
- Around 10% of the world's electricity is generated by about 440 nuclear power reactors. About 55 more reactors are under construction in 15 countries, equivalent to approximately 15% of existing capacity.

Market Leaders:

- **Larsen & Toubro Ltd:** Commonly known as L&T, is an Indian multinational conglomerate company, with business interests in engineering, construction, manufacturing, technology, information technology and financial services, headquartered in Mumbai. In 2021 the company made a revenue of \$20.28 B.

- **Alstom:** Alstom power activities were collectively called Alstom Power Systems and included the design, manufacturing, services, and supply of products and systems for the power generation sector and industrial markets. The group covered most energy sources, including gas, coal, nuclear, hydro, wind. The company's sales and revenues for 2021 were €15.5 billion.



Greetings,

If in any way or form you are involved in the energy industry, we are pleased to inform you that you came to the right place.

Welcome to energyHQ!

energyHQ shall strive to become a central, leading & (most importantly) trusted platform by providing its audience (readers & subscribers) – which shall be composed primarily of business owners and decision makers – with cutting-edge high-quality latest trends, news, information, and data pertaining to the energy industry (natural gas, petroleum, coal, nuclear and renewable sectors) and its promotional partners (clients) with 360° & holistic high-impact exposure provided via its multi-media channels which include a magazine, a website, events, newsletters, email & social.


energyHQ shall enjoy a close partnership with leading energy-related event organizers, worldwide, where it shall aim to hold the status of official, regional, or supporting media platform in major energy-industry events. Bonus copies of energyHQ magazine issues & material pertaining to its other media channels shall be distributed to exhibitors, visitors & conference attendees.

Our aim is that energyHQ audience (readers, subscribers & users) shall rely on it as a reliable new source and reference whereby its partners (clients) shall consider it as their trusted promotional platform of choice to have maximum exposure achieved to their products & services, thus increasing their market penetration and share!

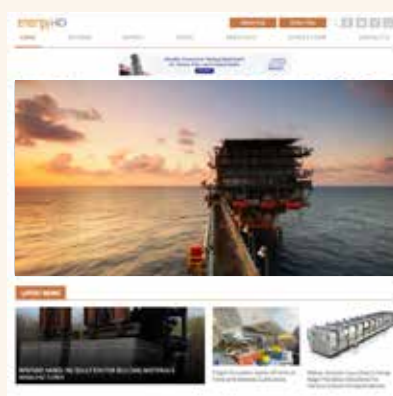
For more info on energyHQ, its media channels and why you should consider it as your go to platform, whether for latest content or for high-value exposure to your company, please continue reading the following pages and do not hesitate to contact us at any time you deem necessary.

Best wishes,
Hassan Mourtada
 Editor-in-Chief
h.mourtada@1world.xyz

Magazine



Website



Newsletter



Email



Social



Events



Every issue of energyHQ features cutting edge information, articles and studies closely related to the energy industry. The magazine is published monthly in print and digital formats and is available online on energyHQ’s website. It includes reports, studies, news releases, latest trends and insights, product reviews, interviews with leading players in the market and upcoming relevant events.

Issue	January	February	March	April	May	June
Renewable Energy	Turbines	Solar Panels	Hybrid System	BioFuels	Energy Generators	Solar Monitoring System
Oil & Gas	Jackup Rigs	Drilling Mast (Derrick)	Blowout Preventers	Marine Riser System	Tension Leg Platform	BOP Stack
Nuclear	Electrical Generator	Turbines	Rods	Bunker Doors	Scanning & Storage Systems	Reactor Fuel
Electric	UPS	Wire & Cable	Portable Cords	Temporary Solar Power	Fitting & Struts	Automation & Machine Safety
Products	Jet Fuel	Electric Vehicles	Solvents	Industrial Batteries & Chargers	Petrol	Renewable Energy Products
Services	Energy Storage	Space Heating	Lighting	Transport	Electricity	Air Conditioning
Technology	Wind Turbine Generators	Sensors & Switches	Panels Boards	Solar Energy System	AI in The Energy Sector	Advanced Engineering in Renewables
Country Report	Bahrain Argentina Ireland	Australia Oman Belgium	Egypt Switzerland Canada	Kuwait Germany Nigeria	UAE China UK	KSA USA France
Events	• World Future Energy Summit	• India Energy Week	• Basra Oil & Gas • Intersolar Middle East • Middle East Electricity *Middle East Energy *Solar Middle East”	-	• Construct Iraq • Project Qatar	• The Big 5 Construct Southern Africa • Global Energy Show *The Big 5 Construct Egypt”
Editorial [*] Material Due	23-Dec-22	25-Jan-23	22-Feb-23	24-Mar-23	22-Apr-23	23-May-23
Promotional ^{**} Material Due	28-Dec-22	28-Jan-23	25-Feb-23	27-Mar-23	25-Apr-23	26-May-23
Publishing Deadline	30-Dec-22	30-Jan-23	28-Feb-23	30-Mar-23	30-Apr-23	30-May-23

* This list is tentative and maybe changed, contact us for an updated listing.

** Indicates when the issue would be available from the printing press for circulation and distribution. Allow 2 to 3 weeks period for the issue to reach you by post

EMPOWERING THE WORLD!

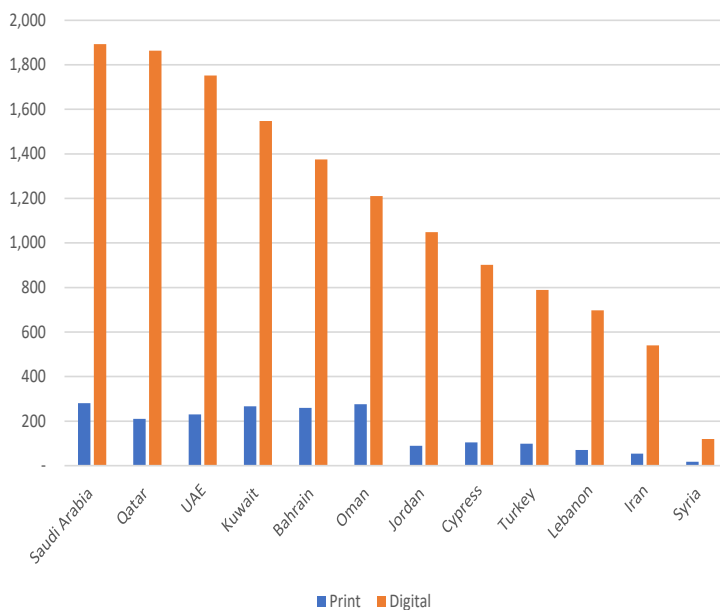
Issue	July	August	September	October	November	December
Renewable Energy	Surge Tanks	Wind Turbine Generators	Solar Battery Storage	Solar Panels	Hydropower Valves	Alternators
Oil & Gas	Mooring & Anchoring System	Geological Sciences	Heavy Fuel Oil	Energy Data	Submersible Rigs	Drilling Ship
Nuclear	Pressure Vessel / Tubes	Pellets	Shielded Cell	Pumps	Shielded Trolley	Condenser
Electric	Electrical Boxes	Batteries	Sensors & Switches	Generators	Power Circuits	Panel Boards
Product	Liquified Petroleum Gases (LPG)	Solar Water Heaters	Battery Recycling	Lubricants	Green Energy Products	Diesel
Service	Motive Power	Ventilation	Heat Processing	Mechanical Power	Water Pumping	Communications
Technology	Bioenergy	Energy-Efficient	Green Hydrogen Energy	Digitilization in Energy	The Internet Of Energy (IoE)	Electric Vehicles
Country	Kuwait Australia India	Egypt UK Uganda	China Qatar USA	Turkey UAE Germany	Russia KSA Iran	Iraq Italy Brazil
Event	-	-	• Project Iraq • WETEX”	• Erbil Building • Erbil Oil & Gas • ISK-Sodex Istanbul * Project Oman”	• Saudi Build • The Big 5 Show”	• The Big 5 Show
Editorial * Material Due	22-Jun-23	23-Jul-23	24-Aug-23	23-Sep-23	23-Oct-23	24-Nov-23
Promotional ** Material Due	25-Jun-23	26-Jul-23	27-Aug-23	26-Sep-23	26-Oct-23	27-Nov-23
Publishing Deadline	30-Jun-23	30-Jul-23	30-Aug-23	30-Sep-23	30-Oct-23	30-Nov-23

* This list is tentative and maybe changed, contact us for an updated listing.

** Indicates when the issue would be available from the printing press for circulation and distribution. Allow 2 to 3 weeks period for the issue to reach you by post

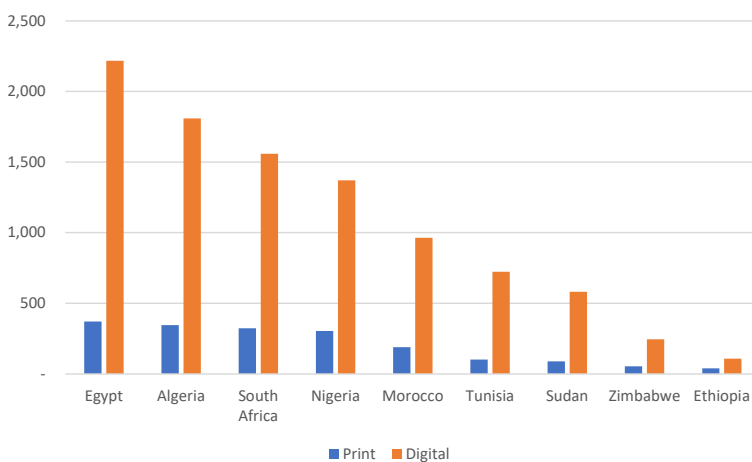
Middle East

Country	Print	Digital
Saudi Arabia	280	1,893
Qatar	210	1,863
UAE	230	1,752
Kuwait	267	1,548
Bahrain	259	1,375
Oman	276	1,210
Jordan	89	1,048
Cyprus	104	902
Turkey	98	789
Lebanon	70	697
Iran	54	540
Syria	18	120
TOTAL	1,955	13,737



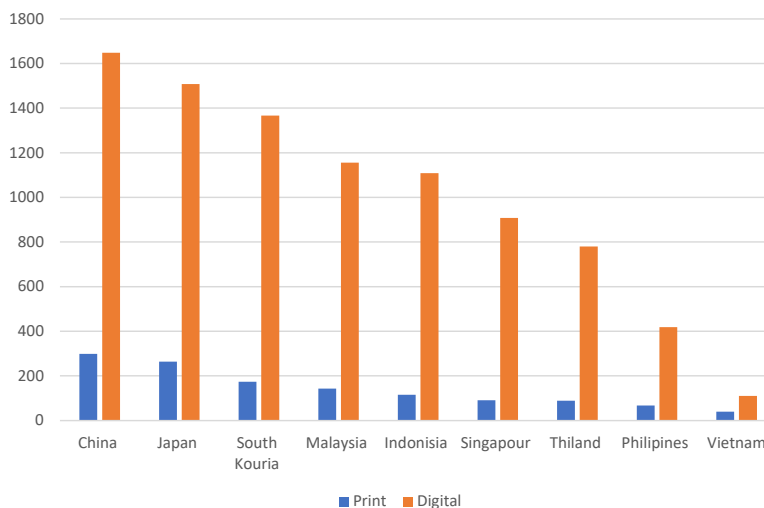
Africa

Country	Print	Digital
Egypt	370	2,218
Algeria	346	1,809
South Africa	323	1,559
Nigeria	304	1,370
Morocco	189	964
Tunisia	102	723
Sudan	89	582
Zimbabwe	54	245
Ethiopia	39	108
Total	1,816	9,578



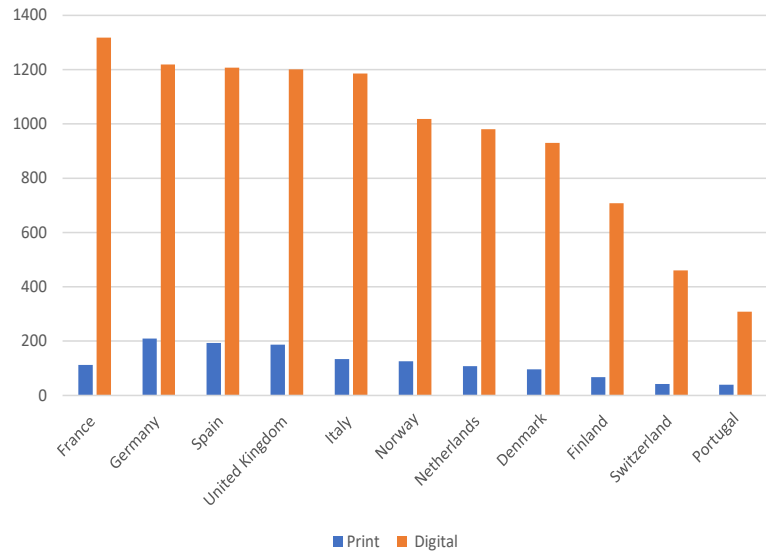
Asia

Country	Print	Digital
China	298	1,648
Japan	264	1,508
South Korea	174	1,367
Malaysia	143	1,156
Indonesia	115	1,108
Singapore	91	908
Thailand	89	780
Philippines	67	418
Vietnam	39	110
Total	1,280	9,003



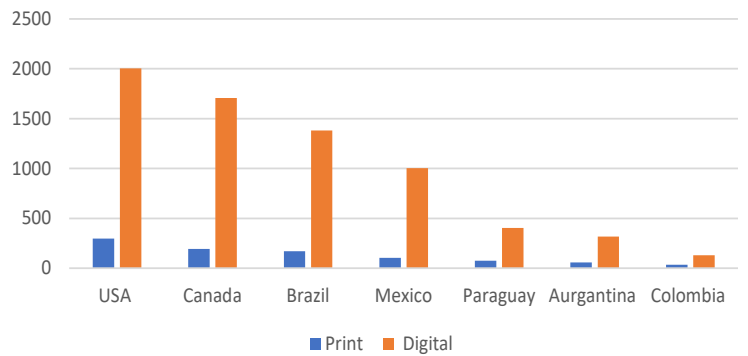
Europe

Country	Print	Digital
France	112	1,318
Germany	209	1,219
Spain	193	1,207
UK	187	1,201
Italy	134	1,186
Norway	126	1,018
Netherlands	108	980
Denmark	96	930
Finland	67	708
Switzerland	42	460
Portugal	39	308
Total	1,201	9,217



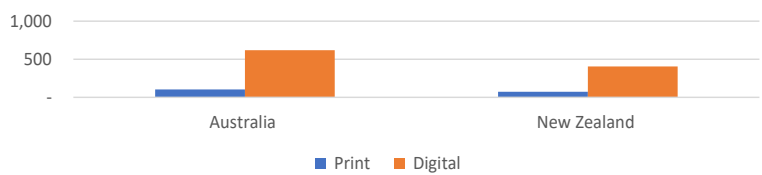
Americas

Country	Print	Digital
USA	297	2,004
Canada	194	1,706
Brazil	170	1,380
Mexico	105	1,002
Paraguay	75	403
Aurgantina	58	318
Colombia	36	130
Total	935	6,943



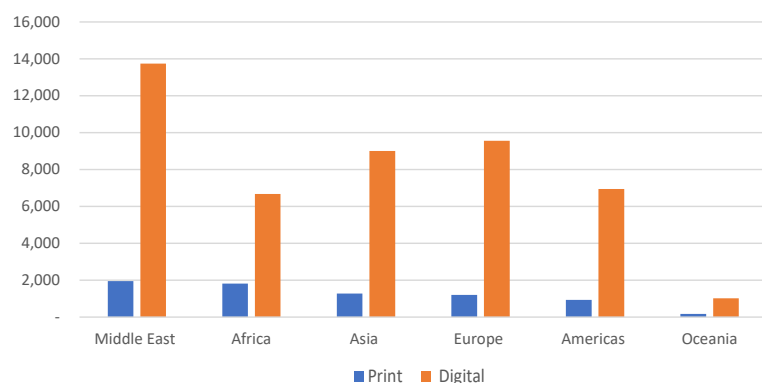
Oceania

Country	Print	Digital
Australia	102	618
New Zealand	72	403
Total	174	1,021



All Regions / Worldwide

Region	Print	Digital
Middle East	1,955	13,737
Africa	1,816	6,678
Asia	1,280	9,003
Europe	1,201	9,555
Americas	935	6,943
Oceania	174	1,021
Total	7,361	46,937

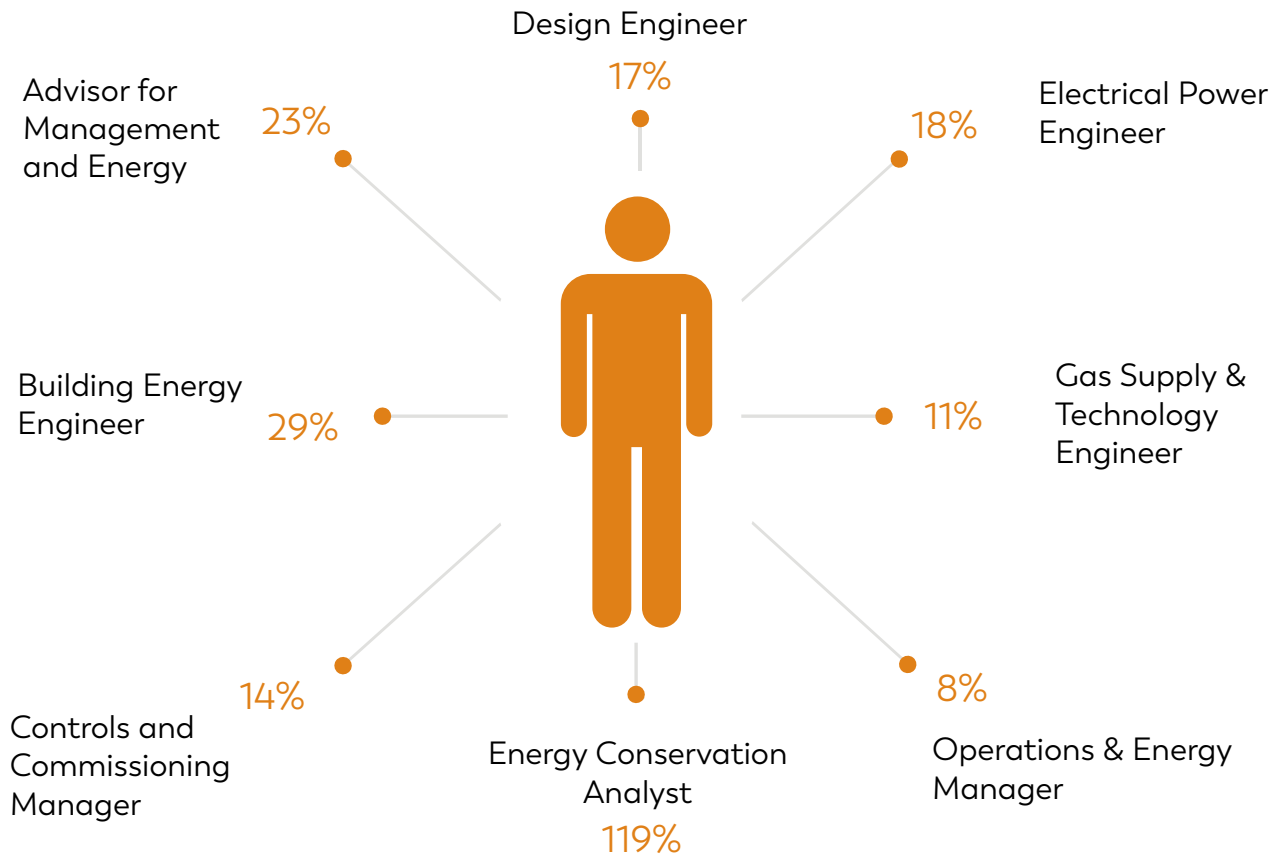


Audience Numbers

75%	Estimated percentage of readers who are decision makers consisting of business owners & C-level executives.
20,611*	Print Audience (Multiplier of 2.8 applied).
197,135*	Digital Audience (Multiplier of 4.2 applied).
217,746*	Total Audience (Multipliers are applied).

* A Multiplier designates average rate of pass-along circulation by audience (recipients) and as such is an estimate and does not constitute accurate / measured numbers.

By Job Position



Display Advertising (King of the Hill!)

High-Impact advertisements in an extended range of sizes and placements with full-color display spots. Nothing beats a display advertisement in terms of impact, exposure and raising awareness to your company's products and services!

Ref #	Option	Dimensions (W x H) mm	1-3 Insertions	4-6 Insertions (15% discount)	7-9 Insertions (30% discount)	10-12 Insertions (45% discount)
M-DA-1	Gatefold	400 x 280	\$7,500	\$6,375	\$5,250	\$4,125
M-DA-2	Poster	420 x 594	\$5,000	\$4,250	\$3,500	\$2,750
M-DA-3	Full-Page Spread	400 x 280	\$4,500	\$3,825	\$3,150	\$2,475
M-DA-4	½ Page Spread	100 x 280	\$3,500	\$2,975	\$2,450	\$1,925
M-DA-5	2 nd cover (IFC)	200 x 280	\$3,250	\$2,763	\$2,275	\$1,788
M-DA-6	3 rd cover (IBC)	200 x 280	\$3,250	\$2,763	\$2,275	\$1,788
M-DA-7	4 th cover (OBC)	200 x 280	\$3,500	\$2,975	\$2,450	\$1,925
M-DA-8	Full-Page	200 x 280	\$2,750	\$2,338	\$1,925	\$1,513
M-DA-9	2/3 Page (Vertical)	108 x 242	\$2,250	\$1,913	\$1,575	\$1,238
M-DA-10	½ Page (Vertical)	80 x 242	\$2,000	\$1,700	\$1,400	\$1,100
M-DA-11	½ Page (Horizontal)	164 x 120	\$2,000	\$1,700	\$1,400	\$1,100
M-DA-12	½ Page (Island)	108 x 188	\$2,000	\$1,700	\$1,400	\$1,100
M-DA-13	1/3 Page (Vertical)	99 x 165	\$1,500	\$1,275	\$1,050	\$825
M-DA-14	1/3 Page (Horizontal)	165 x 99	\$1,500	\$1,275	\$1,050	\$825
M-DA-15	¼ Page (Vertical)	80 x 100	\$1,000	\$850	\$700	\$550
M-DA-16	¼ Page (Horizontal)	164 x 60	\$1,000	\$850	\$700	\$550

N.B: Rates are in USD. Amounts quoted are per insertion.

Classified Advertising (Buyer's Guide)

The Buyers' Guide is dedicated to companies planning to test the market with a limited budget. It is a service that offers high exposure at a nominal cost. The classified ad includes company logo, product photo & brief description as well as contact details.

Ref #	Option	Dimensions (W x H) mm	1-3 Insertions	4-6 Insertions (15% discount)	7-9 Insertions (30% discount)	10-12 Insertions (45% discount)
M-CA-1	Buyer's Guide	90 x 60	\$550	\$468	\$385	\$303

N.B: Rates are in USD. Amounts quoted are per insertion.

Promoted Content (Advertorial)

This option has double use; to get story to energyHQ's readers and to maximize the company's exposure by placing its editorial content at a prime / chosen location with full contact details! A great option for those with a limited budget yet seek high awareness.

Ref #	Option	Dimensions (W x H) mm	1-3 Insertions	4-6 Insertions (15% discount)	7-9 Insertions (30% discount)	10-12 Insertions (45% discount)
M-PC-1	Company Profile & Executive Interview (2 Full-Pages)	400 x 280	\$2,500	\$2,125	\$1,750	\$1,375
M-PC-2	Full-Page	200 x 280	\$2,000	\$1,700	\$1,400	\$1,100
M-PC-3	2/3 Page (Vertical)	108 x 242	\$1,750	\$1,488	\$1,225	\$963
M-PC-4	½ Page (Vertical)	80 x 242	\$1,500	\$1,275	\$1,050	\$825
M-PC-5	½ Page (Horizontal)	164 x 120	\$1,500	\$1,275	\$1,050	\$825
M-PC-6	1/3 Page (Vertical)	99 x 165	\$1,500	\$1,275	\$1,050	\$825
M-PC-7	1/3 Page (Horizontal)	165 x 99	\$1,500	\$1,275	\$1,050	\$825
M-PC-8	¼ Page (Vertical)	80 x 100	\$1,000	\$850	\$700	\$550
M-PC-9	¼ Page (Horizontal)	164 x 60	\$1,000	\$850	\$700	\$550

Material Placement (Inserts)

- **Leaflets:** The act of distributing leaflets with energyHQ issues. Leaflets are usually folded and presented in a slightly more elaborate fashion.
- **Flyers:** The act of distributing leaflets with energyHQ issues. Flyers are usually single pieces of paper inserted in the magazine and distributed at events where we are participating.
- **Brochures:** Distribute informative paper document which can be folded into a template, pamphlet, or leaflet.
- **Fixed Inserts:** A popular and effective form of advertising as it makes your advert stand out from the rest!
- **Company Profile & Executive Interview:** This offers comprehensive coverage of your company’s history and products, including an interview with a chosen executive.

Ref #	Option	Dimensions (W x H) mm	1-3 Insertions	4-6 Insertions (15% discount)	7-9 Insertions (30% discount)	10-12 Insertions (45% discount)
M-MP-1	Brochure	200 x 280	\$4,500	\$3,825	\$3,150	\$2,475
M-MP-2	Bookmark	100 x 280	\$3,000	\$2,550	\$2,100	\$1,650
M-MP-3	Leaflet	100 x 280	\$2,500	\$2,125	\$1,750	\$1,375
M-MP-4	Flyer	75 x 200	\$2,000	\$1,700	\$1,400	\$1,100
M-MP-5	Fixed-Insert	75 x 150	\$1,500	\$1,275	\$1,050	\$825

N.B: Rates are in USD. Amounts quoted are per insertion.

Website | Brief | Audience Synopsis

www.energyhq.world caters industry news, insights, special interviews, studies, reports, news releases, and product reviews with a competitive quality, aiming at keeping our audience up-to-date continuously. The portal is designed to keep you informed of all the sector news as they break. Visit energyHQ.world and subscribe to our monthly magazine and newsletter to receive all the latest news and trends in the energy industry market.

Audience Synopsis

31%	Energy factory Managers	22%	Environmental Influencers
19%	Operations Managers	18%	Sales Managers
10%	News Representatives		

Banners

For ultimate exposure, place your hyperlinked web banner to your company's website, landing page or e-mail address on energyHQ's website via a Leaderboard Banner, MPU Banner, Half Page, Rectangle Banner, Square Banner, Circle Banner, skyscraper Banner, convertible banner and/or a Billboard Banner.

Ref #	Option	Dimensions (W x H) mm	1-3 Insertions	4-6 Insertions (15% discount)	7-9 Insertions (30% discount)	10-12 Insertions (45% discount)
W-BA-1	Skyscraper (½ Page)	300 x 600	\$2,000	\$1,700	\$1,400	\$1,100
W-BA-2	Skyscraper (Wide)	160 x 600	\$1,750	\$1,488	\$1,225	\$963
W-BA-3	Skyscraper (Regular)	120 x 600	\$1,500	\$1,275	\$1,050	\$825
W-BA-4	Billboard	970 x 250	\$1,750	\$1,488	\$1,225	\$963
W-BA-5	Leaderboard (Large)	970 x 90	\$1,250	\$1,063	\$875	\$688
W-BA-6	Leaderboard (Regular)	728 x 90	\$750	\$638	\$525	\$413
W-BA-7	Rectangle (Large)	336 x 280	\$850	\$723	\$595	\$468
W-BA-8	Rectangle (Regular)	300 x 250	\$600	\$510	\$420	\$330
W-BA-9	Square (Large)	250 x 250	\$750	\$638	\$525	\$413
W-BA-10	Square (Regular)	200 x 200	\$500	\$425	\$350	\$275
W-BA-11	Mid-Page Unit (MPU)	300 x 250	\$600	\$510	\$420	\$330
W-BA-12	Mobile Banner (Large)	320 x 100	\$400	\$340	\$280	\$220

N.B: Rates are in USD. Amounts quoted are per insertion.

Events | Brief | Awards Event

energyHQ shall strive to build and develop a close and symbiotic partnership with leading & major event organizers (worldwide) which will be portrayed via active participation at their energy-related events (exhibitions, conferences, seminars and presentations –be they physical or digital).

In select industry events, bonus copies of energyHQ's magazine issues shall be distributed to exhibitors / visitors and conference attendees and a targeted newsletter shall be sent on a daily basis to them throughout the event's duration.

Awards Event

energyHQ will keep an eye on the most influencing market leaders who contributed positively to the energy industry through exceptional projects, services and innovative products and shall organize a yearly digital event aiming at honoring them and offering them a high exposure in the market through an Awards Event. The awards shall have multiple categories and shall be announced on energyHQ's multimedia channels (magazine, website, newsletters, email and social).

Gain momentum via promoting your content in our email newsletters. Our useful & effective newsletters engage customers with your company and gets them to pay attention to your brand and advertisement, and helps build loyalty to your company.

Promoted Content

Content included in our website along with image, with a read more link which would take recipient to the energyHQ's website for the remainder of the content. The content shall remain on our website and would be accessible not only during the e-Newsletter sending date.

Ref #	Option	Dimensions (W x H) mm	1-3 Insertions	4-6 Insertions (15% discount)	7-9 Insertions (30% discount)	10-12 Insertions (45% discount)
N-PC-1	Promoted Content	NA	\$1,500	\$1,275	\$1,050	\$825

N.B: Rates are in USD. Amounts quoted are per insertion.

Banners

Hyperlinked Banner size 180 x 138 Px (WxH) Text to go beside the banner is 40 words with read more option as the content will be on our website and accessible at all times. Background color code to be provided by client based on Hex Color Code.

Hyperlinked Banner size 728 x 90 PX(WxH)

Ref #	Option	Dimensions (W x H) mm	1-3 Insertions	4-6 Insertions (15% discount)	7-9 Insertions (30% discount)	10-12 Insertions (45% discount)
N-BA-1	Banner + Text (40 words) & Background Color	180 x 138	\$1,500	\$1,275	\$1,050	\$825
N-BA-2	Banner	728 x 90	\$1,000	\$850	\$700	\$550

N.B: Rates are in USD. Amounts quoted are per insertion.

Sponsorship

By considering this option, the entire newsletter is reserved for your company and thus no other promotional items (no Banners or Promoted Content) can be included in said newsletter since all its sections would contain promotional items / material related to your company. This is extremely high exposure since your company would benefit from all the possible exposure options and would have a solo newsletter dedicated to your products/services

Ref #	Option	Dimensions (W x H) mm	1-3 Insertions	4-6 Insertions (15% discount)	7-9 Insertions (30% discount)	10-12 Insertions (45% discount)
N-SP-1	Newsletter Sponsorship	NA	\$6,000	\$5,100	\$4,200	\$3,300

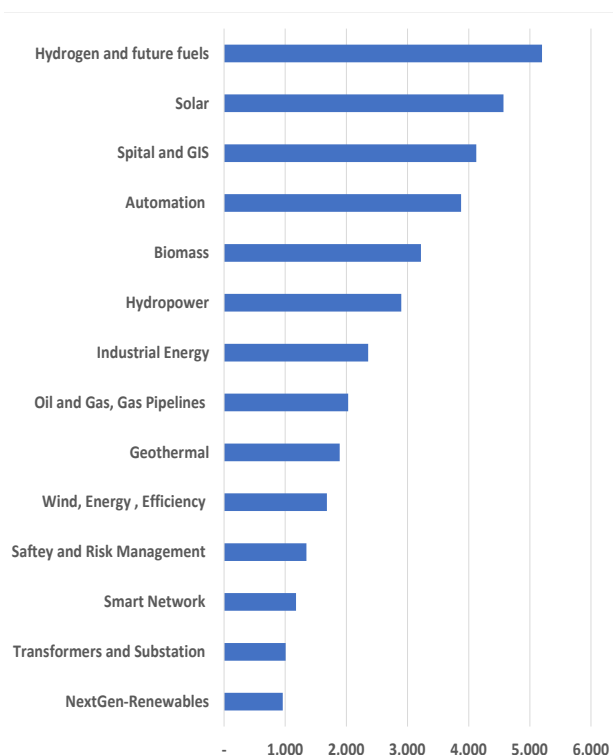
N.B: Rates are in USD. Amounts quoted are per insertion.



Contacts Distribution / By Activity

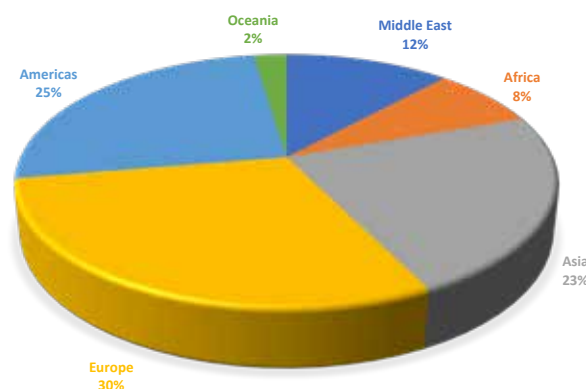
With a large, specialized and updated database comprised of leading companies, establishments, manufacturers, importers and agents / dealers involved in the energy industry, using this promotional service is a highly effective tool which you can use to target your audience of choice at a relatively low budget. For more details check below.

Activity	Contacts
Hydrogen and future fuels	5,312
Solar	4,918
Spital and GIS	4,720
Automation	4,382
Biomass	4,260
Hydropower	4,210
Industrial Energy	4,897
Oil and Gas, Gas Pipelines	4,640
Geothermal	4,318
Wind, Energy , Efficiency	4,168
Saftey and Risk Management	3,164
Smart Network	2,810
Transformers and Substation	1,407
NextGen-Renewables	1,092
Total	54,298



Contacts Distribution / By Region

Region	Contacts
Middle East	15,692
Africa	8,494
Asia	10,283
Europe	10,756
Americas	7,878
Oceania	1,195
Total	54,298



Massmail

Ref #	Option	Dimensions (W x H) mm	1-3 Shots	4-6 Shots (15% discount)	7-9 Shots (30% discount)	10-12 Shots (45% discount)
E-MM-1	Direct Email Marketing HTML Template / 100 KB"	900 px Width	\$450	\$383	\$315	\$248

Rates are in USD - Amounts quoted are per CPM (cost per mille - for each 1000 contacts in email campaign)

Social

energyHQ's active presence on LinkedIn, Facebook, Instagram, Twitter & YouTube translates to engaged communities who enjoy daily updated medium of informative industry channels,

This provides you with unique opportunity of keeping up to date on our latest industry features and news, as well as a space to make promotional posts related to your products and services and hence directly target our specialized & worldwide audience involved in the energy industry.

FaceBook

Ref #	Image	Dimensions (W x H) mm	Other Specs	File Format	Price
S-FB-1	The Deal	1200 X 675 pixels	1.91:1 to 1:1	PNG, JPG, GIF	200 USD
S-FB-2	Champ video	1080 x 1080 pixels	30 Sec	MP4 or .MOV	400 USD
S-FB-3	Stories Ads Image	1080 x 1080 pixels	9:16	PNG, JPG, GIF	350 USD
S-FB-4	Stories Ads videos	1080 x 1080 pixels	1.91 to 9:16	MP4, MOV or GIF	350 USD

Headline: 40 characters. Primary text: 125 characters. Description (images): 30 characters.

Twitter

Ref #	Image	Dimensions (W x H) mm	Other Specs	File Format	Price
S-TW-1	Sales Card	1500 x 500 Pixels	3:01	PNG, JPG, GIF	200 USD
S-TW-2	Sales Card Large	1200 x 628 Pixels	1.91:1	PNG, JPG, GIF	200 USD
S-TW-3	Website Card	800 X 800 Pixels	1:01	PNG, JPEG, GIF	200 USD
S-TW-4	Fun Promotions	506 x 253 Pixels	1.91:1 to 1:1	PNG, JPG, GIF	200 USD

Title Text: 70 characters (May truncate depending on device and app settings) Note: Two lines of text will render on the card title. Text beyond this will truncate with an ellipsis.

Linkedin

Ref #	Image	Dimensions (W x H) mm	Other Specs	File Format	Price
S-LI-1	Hero Image	1536 x 768 Pixels	2Mb	PNG, JPG, GIF	200 USD
S-LI-2	Reach And Read	1584 x 396 Pixels	8Mb	PNG, JPG, GIF	200 USD
S-LI-3	Video Ad Specs	1920 x 1080 pixels	200 MB (max)	MP4	250 USD

Ad name 255 characters, Headline: 70 characters, Introductory text: 150 characters

Instagram

Ref #	Image	Dimensions (W x H) mm	Other Specs	File Format	Price
S-IN-1	Sales in a box	1080 x 1080 Pixels	9:16	PNG, JPG, GIF	200 USD
S-IN-2	IGTV Feed	1079 x 1350 Pixels	9:16	AAC.	250 USD
S-IN-3	My Stories	1080 x 1920 Pixels	9:16	PNG, JPG, GIF	250 USD

14% (250 Pixels) of the top and bottom of the image free from text and logos

YouTube

Ref #	Image	Dimensions (W x H) mm	Other Specs	File Format	Price
S-YT-1	Video Uploads (Sales)	1280 X 720	6 MB	HD minimum	200 USD
S-YT-2	Banner Image	2048 x 1152	6 MB	HD minimum	200 USD

All videos must be minimum HD standard

& Congratulations!

You made it thus far - means you're definitely interested & you made the right decision!

We hope by now you consider **energyHQ** as the right industry platform which your company can partner with to achieve your promotional objectives as well as your sales targets, and that you wish to receive a Customized Promotional Offer (CPO) which meets your specific requirements and budget. *We pledge that you shall be in safe hands.*

Our ethos is listed below, we live & breath by these guiding principles as they define everything we do:

- Our work conduct & business interactions with our clients are always based on ethics, integrity and honesty –no matter what.
- We consider our clients as our business partners and their success as our own – we shall ensure that their promotional expectations & objectives are not just met but exceeded!
- If our services fail to meet our clients' expectations, we pledge to provide them (for free) with another promotional campaign – of equal or higher monetary value – no questions asked!

Please do not hesitate to contact an agent from below listing as per your location. If there are none currently available in your location, please contact Mr. Omar Zeidan (Marketing & Sales Officer) whose contact details are listed below. If I can provide any assistance, please do not hesitate to contact me.

Best wishes,
Mohamad Rabih Chatila
 CEO
rabih@1world.xyz

TERRITORY					
	GERMANY, SWITZERLAND & AUSTRIA	Italy	TAIWAN	JAPAN	UNITED KINGDOM & IRELAND
Contact	Ms. Barbara Geiling-Maul	Mr. Riccardo R.C. Laureri	Charlie Yu	Mr. Ted Asoshima	Mr. Stuart Smith
Company	Eisenacher Medien	Laureri Associates	Worldwide Services Co., Ltd.,	Echo Japan Corporation	Global Media Sales Ltd, (GMS)
Tel	+49-228-2499860	+39 335 6962477 / +39 02 2362500	+886-4-2325-1784	+8103-3263-5065	+44-2084-645577
Email	info@eisenacher-medien.de	media@laureriassociates.it	global@acw.com.tw	aso@echo-japan.co.jp	stuart.smith@globalmediasales.co.uk
Website	www.eisenacher-medien.de	www.laureriassociates.it	www.acw.com.tw	www.echo-japan.co.jp	www.globalmediasales.co.uk

Contact Us Now!

<p>Abdulrahman Hallak Chief Administration & Audience Officer ar.hallak@1world.xyz</p>	<p>Hassan Mourtada Content & Research Officer/ Community Officer h.mourtada@1world.xyz</p>	<p>Omar Zeidan Marketing & Sales Officer/ Community Officer o.zeidan@1world.xyz</p>
<p>Courier Address One World - energyrHQ Hamra, Commodore, Barouk St. Chatila & Chehab Bldg, 2nd Floor Beirut - Lebanon</p>	<p>Postal Address energyrHQ P.O. Box: 13-5121 Chouran Postal Code Beirut - Lebanon</p>	<p>Contact Info Tel: +961 (01) 748333 Mobile: +961 (70) 100094 E-mail: info@1world.xyz</p>

Data Entry or Update / Subscription Form

Kindly Complete the Entry Form Below - It's as easy as ABC!

I wish to: Subscribe (fill A>C) Renew my subscription (fill A>C) Update my information (fill A)

Receive sample copy to:

- constructionHQ magazine
- energyHQ magazine
- foodHQ magazine
- healthHQ magazine
- waterHQ magazine
- Get contacted by my nearest agent to discuss my advertising needs (fill A)
- Submit my Article / Press Release / Product / news to be published in the next issue (fill A)
- Receive a specially promotional offer for advertising (fill A)

Publication of Editorial material is subject to the editor's discretion and space availability

A Entity Details - (Fields marked with a (*) should be filled. Kindly specify if not available by typing/printing N/A)

Personal Details	Name*: *	Position :
	Direct Tel: (+)-() () Ext:	Mobile: (+)-() ()
	Direct Fax: (+)-() () Ext:	Email:
Company Details	Name*:	Year Established*:
	Tel (s): (+)-() ()	Fax (es): (+)-() ()
	Business Activity / Description*:	
	Email*:	http*://
	Export Markets:	Import Markets:
	# of Employees*:	Annual Turnover:
Brands / Trademarks:		
Address	P.O. Box:	Zip Postal Code:
	Street / Postal Address*:	
	City*:	State / Province*:
	Country*:	Date*:

B Subscription Rates - (choose your preferred subscription)

	Lebanon	Arab Countries	MENA (Excluding Arab Countries)	Europe	Other Countries
One Year	<input type="checkbox"/> 100\$	<input type="checkbox"/> 150\$	<input type="checkbox"/> 200\$	<input type="checkbox"/> 300\$	<input type="checkbox"/> 400\$
Two Years	<input type="checkbox"/> 180\$	<input type="checkbox"/> 285\$	<input type="checkbox"/> 360\$	<input type="checkbox"/> 540\$	<input type="checkbox"/> 720\$
Three Years	<input type="checkbox"/> 240\$	<input type="checkbox"/> 360\$	<input type="checkbox"/> 480\$	<input type="checkbox"/> 720\$	<input type="checkbox"/> 960\$

C Payment Methods

Cheque made payable to CPH World Media - Cheque must be drawn on any U.S. Bank

Please charge my credit card: MasterCard / Visa / AMEX

Your Credit Card Details: Type: AMEX MasterCard Visa

Number:

Card Holder Name : Card Expiry Date: /..... / (dd/mm/yyyy)

Choose any method below to return your order...

Signature:

Scan & E-mail to:
subscriptions@industryhq.com

With more than four decades of experience in providing innovative media products and serving its sustainable vision “Helping Advance MENA & Beyond!”, CPH World Media is constantly evolving to keep its rank as an industry icon in media at the regional and international levels alike.

constructionHQ serves the Building, Machinery, Road & Power Generation sectors in the MENA region & Beyond. constructionHQ provides news, analysis, concepts and trends, product reviews & interviews with leading players in the construction industry bringing its readers in-depth insights and information. The total brand readership is 41,670 of decision makers or decision influencers for their companies.

For more details log on to www.constructionhq.world



foodHQ serves the Food Processing, Ingredients, Packaging, and Catering sectors. foodHQ provides news, analysis, concepts and trends, product reviews & interviews with leading players in the health industry bringing its readers in-depth insights and information. The total brand readership is 39,740 of decision makers or decision influencers for their companies.

For more details log on to www.foodhq.world



healthHQ serves the Medical, Laboratory, Pharmaceuticals & Fitness sectors. healthHQ provides news, analysis, concepts and trends, product reviews & interviews with leading players in the health industry bringing its readers in-depth insights and information. Starting January 2020, healthHQ will be published in print and digital formats.

For more details log on to www.healthhq.world



waterHQ serves the Water, Wastewater, Desalination & Energy sectors. waterHQ provides news, analysis, concepts and trends, product reviews & interviews with leading players in the health industry bringing its readers in-depth insights and information. The total brand readership is 40,069 of decision makers or decision influencers for their companies.

For more details log on to www.waterhq.world



All the above-mentioned industry platforms shall be members of **industryHQ** and shall be available online under www.industryHQ.com.